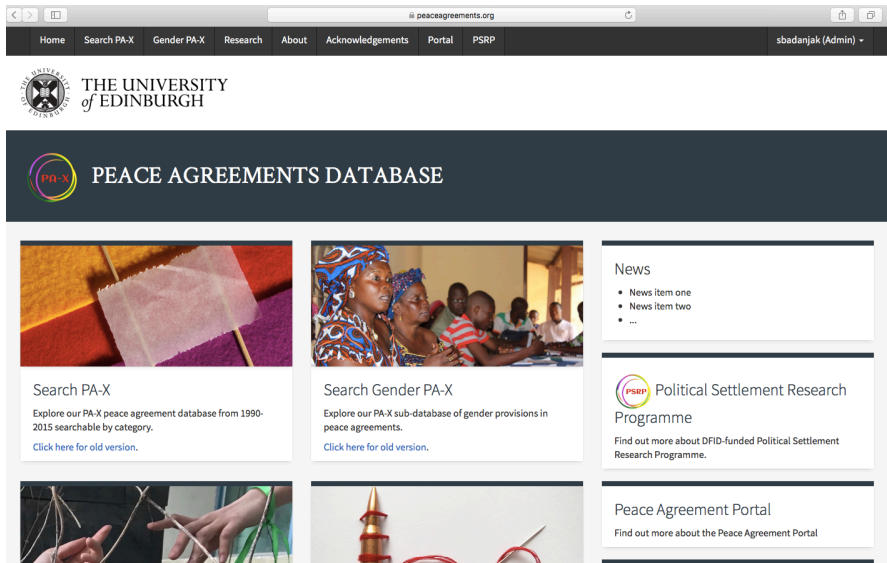


## How to use PA-X?

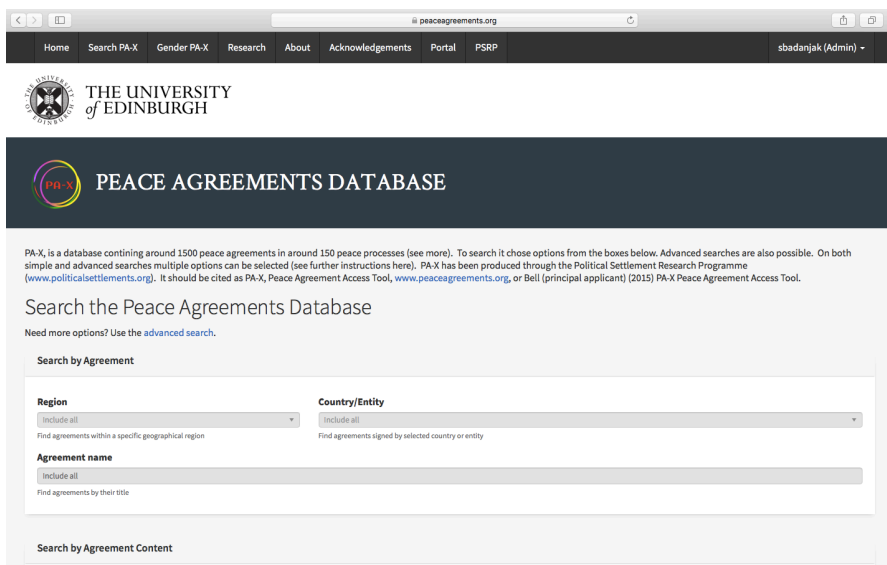
The PA-X homepage is at <https://www.peaceagreements.org>, where you can click on “Search PA-X”.

Alternatively, you can go to: <https://www.peaceagreements.org/search>.

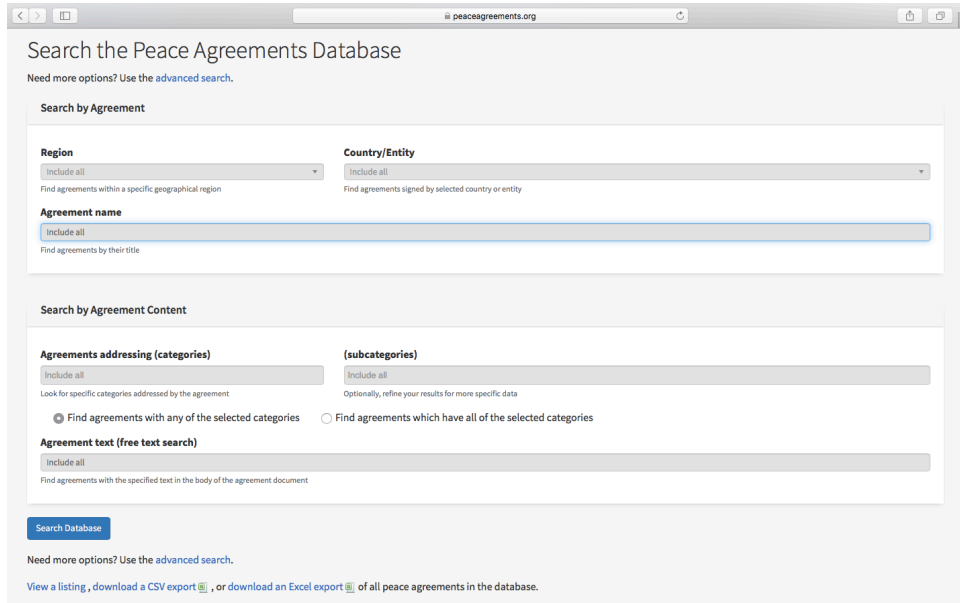
This is what the homepage looks like:



The search page provides immediate access to basic search, as seen on the following page.



Note that there are several additional options to choose from at the bottom of the page: ‘advanced search’, which provides more search options; ‘view a listing’, which opens a list of all agreements; and download links for quantitative data export in .csv or .xlsx format (see image below).



The screenshot shows the search interface for the Peace Agreements Database. The page title is "Search the Peace Agreements Database". Below the title, there is a link to "advanced search". The search options are divided into two main sections: "Search by Agreement" and "Search by Agreement Content".

**Search by Agreement**

- Region:** A dropdown menu with "include all" selected. Below it, the text reads "Find agreements within a specific geographical region".
- Country/Entity:** A dropdown menu with "include all" selected. Below it, the text reads "Find agreements signed by selected country or entity".
- Agreement name:** A text input field with "include all" selected. Below it, the text reads "Find agreements by their title".

**Search by Agreement Content**

- Agreements addressing (categories):** A dropdown menu with "include all" selected. Below it, the text reads "Look for specific categories addressed by the agreement".
- (subcategories):** A dropdown menu with "include all" selected. Below it, the text reads "Optionally, refine your results for more specific data".
- There are two radio buttons:  "Find agreements with any of the selected categories" and  "Find agreements which have all of the selected categories".
- Agreement text (free text search):** A text input field with "include all" selected. Below it, the text reads "Find agreements with the specified text in the body of the agreement document".

At the bottom of the search options, there is a blue button labeled "Search Database". Below the button, there is a link to "advanced search". At the very bottom, there are links for "View a listing", "download a CSV export", and "download an Excel export".

The advanced search tool adds multiple search options and allows for their various combinations. The codebook provides definitions of search criteria (substantive categories, agreement/conflict level, stage and sub-stage, conflict nature, and agreement status).

For each agreement listed in the search results, the database listing and full text in .pdf format are available. The search results can also be exported to downloading database spreadsheet outputs in .csv or .xlsx formats suitable for use in a range of statistical packages.

Clicking on the agreement name triggers a download of the agreement text in .pdf, while click on the “View coding” button opens a new tab with the agreement listing in the database.

This video demonstrates database search capacity: <https://youtu.be/PH3ukhPJih4>